

2026

Kiowa County Fair



“Late Nights & Barn Lights”

July 20th - 22nd

***Welcome to the
2026 Kiowa County Fair!***

Kiowa County Fair Board:

Luke McFadden.....President
 Brandon Brown.....Vice President
 Alli Hosheit.....Secretary
 Jessica Pfeil.....Treasurer
 CJ McFadden.....Member
 Patrick Janssen.....Member
 Rich Hassiepen.....Member
 Garrett Jantz.....Member
 Brock Hassiepen.....Member
 Halle Young.....Member

Kiowa County Extension Staff:

Josey Albers, 4-H Youth Development
 Agent
 Madi Ary, Agriculture and Natural
 Resources Agent

Kiowa County 4-H Council:

Addison Higbie.....President
 Justin Slade.....Vice President
 Easley Neuhold.....Secretary
 Bella Dearden.....Treasurer
 Tucker Slade.....Member
 Adilyn Craft.....Member

Table of Contents

Rules & Regulations

General Fair Rules.....	Page 6
Entry Information.....	Page 10
KS Livestock Requirements.....	Page 11
Fair Sponsors.....	Page 113
Fair Schedule.....	Page 116

4-H - Building Exhibits

General Rules.....	Page 18
Aerospace/Rocketry.....	Page 20
Agronomy.....	Page 21
Ag Mechanics Welding.....	Page 23
Astronomy.....	Page 24
Building Block Engineering.....	Page 25
Cloverbuds.....	Page 26
Educational Displays.....	Page 27
Entomology.....	Page 29
Fashion Revue.....	Page 30
Fiber Arts.....	Page 32
Foods & Nutrition.....	Page 34
Foods & Preservation.....	Page 37
Geology.....	Page 40
Horticulture & Landscape Design.....	Page 41
Pet Show.....	Page 45
Photography.....	Page 47
Robotics.....	Page 51

Sewing & Textile Design.....	Page 52
Shopping in Style.....	Page 54
Table Setting.....	Page 54
Veterinary Sciences.....	Page 55
Visual Arts.....	Page 57
Woodworking.....	Page 59

4-H - Livestock Exhibits

4-H Livestock Rules.....	Page 61
Premium Auction Rules.....	Page 65
Beef.....	Page 67
Dog.....	Page 70
Goats.....	Page 70
Horse.....	Page 71
Poultry.....	Page 72
Rabbits.....	Page 73
Round Robin Showmanship.....	Page 74
Sheep.....	Page 75
Swine.....	Page 76

Open Class - Livestock Exhibits

Open Class Livestock Rules.....	Page 77
Open Class Livestock.....	Page 80
Open Class Fun Class.....	Page 81



Open Class - Building Exhibits

Ag Mechanics & Welding.....	Page 81
Arts.....	Page 83
Clothing.....	Page 84
Crafts.....	Page 85
Cut Flowers.....	Page 86
Displays.....	Page 89
Foods.....	Page 89
Food Preservation.....	Page 92
Garden & Crop Produce.....	Page 94
Knitting & Crocheting.....	Page 98
Market Wheat Show.....	Page 99
Needlecraft.....	Page 99
Pet Show.....	Page 101
Photography.....	Page 101
Quilting.....	Page 105
Wall Hanging or Pillow.....	Page 105
Woodworking.....	Page 106

Contests

General Rules.....	Page 107
Chocolate Cake.....	Page 108
Cinnamon Roll.....	Page 108
Coloring.....	Page 109
Decorated Cake.....	Page 109
Photo.....	Page 110
Pie.....	Page 110
Quilt Block.....	Page 110
Sunflower.....	Page 111
Yeast Bread.....	Page 111
Super Cow/Calf.....	Page 112

**Thank you to all of our
Superintendents and Volunteers
who help make Fair possible!**

Rich Hassiepen
Kylie Gumpenberger
Amy Slade
Brandon Brown
Halle Young
Sue Greenleaf
Kim McMurry
Shirley Unruh
Amealia Barnes
Pat Janssen
CJ McFadden
Velda Schwarm
Wanda Friesen

Garrett Jantz
Luke McFadden
June McFadden
Colter Brown
Linda Ballard
Kathy Senst
Barb Short
Stacy Barnes
Katelyn Aldefer
Brock Hassiepen
Alli Hoseit
Mallorie Scott
Ava Little





Kiowa County Fair General Rules and Regulations

1.) Kiowa County Fair Board reserves the right to govern and set guidelines for the Kiowa County Fair. When a discrepancy arises in the Open Class Division a decision will be made by the Kiowa County Fair Board. When a discrepancy arises in the 4-H Division a decision will be made by the Fair Board under the advice of the County Extension Agents according to the State 4-H guidelines.

2.) Any person may compete in any Open Class Division. Only 4-H members may exhibit in the 4-H Divisions. 4-H members will be allowed to enter in the Open Class, but they will not be allowed to enter the same animal or article in both divisions.

3.) Open Class Age Divisions are:

- Junior = 11 years old & younger
- Intermediate = 12-19 years old
- Senior = 20 years old and up

4.) All communications should be addressed to the Kiowa County Fair Board, 320 S. Main St., STE 110, Greensburg, KS, 67054. The Fair Board reserves the right to reject any entries offered.

5.) All possible care will be taken of the exhibits, but the Fair Board **will not be responsible for loss, damage or injuries to persons or livestock**. All exhibits will be under the care and control of Kiowa County Fair Board, their officers, members, agents or employees **will not be responsible for the loss, theft or damage of personal property or livestock** on the Fairgrounds.

6.) The Fair Board reserves the right to remove from grounds any exhibit or animal that may be falsely entered or which in manner may be deemed objectionable.

7.) Only 4-H and FFA exhibits may be displayed or offered for sale on the fairgrounds unless they are included in a paid commercial exhibit.

8.) WARNING: Under Kansas law, there is no liability for an injury to or the death of a participant in domestic animal activities resulting from the inherent risks of domestic animal activities, pursuant to Section 1-4. You are assuming the risk of participation in this domestic animal activity K.S.A. 60-4001 through 60-4004.

9.) Protests and complaints must be in writing with a \$100 filing fee, signed and presented to the Fair Board for official ruling. Your suggestions will only be considered if you provide the Kiowa County Fair Board with your name, address and phone number for follow up purposes if needed.

10.) The judge reserves the right not to award a ribbon if the exhibit/exhibitor does not deserve it. An automatic white ribbon placing will be awarded to participants if rules are not followed as outlined in the Fair Book.

11.) Grand and Reserve Champion ribbons will be designated by the judges in each subdivision where entries are worthy of merit. In divisions that are not subdivided, Grand and Reserve Champion ribbons will be rewarded by division.

12.) All exhibitors will receive ribbon premium in divisions/classes where premiums are awarded as follows:

- Grand Champion - \$5.00
- Reserve Champion - \$3.50
- Top Blue - \$2.75
- Blue Ribbon - \$2.00
- Red Ribbon - \$1.00
- White Ribbon - \$0.75

Exceptions: All Contests and Market Wheat Show Classes, unless specified below, are:

- Grand Champion - \$50.00
- Reserve Champion - \$25.00
- Blue Ribbon - \$15.00

Coloring Contest:

- Each exhibitor in each age division will receive \$10.00

Super Cow/Calf Contest:

- Grand Champion - \$100.00
- Reserve Champion - \$75.00
- Third Place Overall - \$50.00

Market Wheat Show:

- Grand Champion - \$50.00
- Reserve Champion - \$25.00
- Third Place Overall - \$15.00



13.) Open Class Premium checks will be mailed by the Fair Board. FFA Class premium checks will be distributed when a FFA Record Book is submitted to the FFA Advisor by September 30th of the current year. 4-H Class premium checks will be distributed when a 4-H Record Book is submitted to the Extension Office by September 30th of the current year. Premium checks not picked up by October 30th will be forfeited and become property of the Fair Board.

ENTRIES

- 1.) All 4-H exhibits** shall be entered online using the **Fair Entry Website**.
- 2.) Open class entries** shall be entered before **NOON** the day of judging at the Community Building. Any large entries or livestock should be communicated to the Fair Board a week before Fair.
- 3.)** All entries must be made in the name of the owner. Exhibitors may make only two entries in any one class in all divisions, unless otherwise stated.
- 4.)** Any exhibit not presented promptly by the scheduled deadline will be ruled out and banned from competition. No complaints or protest will be considered on the grounds that an exhibit was overlooked. Exhibitors should be aware of what time exhibits will be judged.

5.) COPYRIGHT LAWS: This event will follow and enforce all copyright guidelines as outlined by the Kansas State Fair.

ENTRY CHECK OUT

- 1.) Building exhibits are to be removed between 3 PM - 5 PM on Wednesday July 22nd.
- 2.) Livestock exhibits may only be removed after the premium auction.
- 3.) In special circumstances, exhibits can be removed with the approval of the Kiowa County Fair Board.



2026 GUIDELINES FOR KANSAS COUNTY FAIRS

GENERAL REQUIREMENTS

- It is recommended that all animals be subject to examination by the exhibition staff or their representatives and shall be free of clinical signs of infectious or contagious disease.

- It is recommended that animals determined by exhibition staff to have not met listed requirements and recommendations will not be permitted to exhibit.
- Certificate Of Veterinary Inspection (Health Certificate)
 - Kansas Origin Livestock – Certificate of Veterinary Inspection is not required by Kansas Department of Agriculture – Division of Animal Health (KDA-DAH), but can be required at the discretion of each exhibition event.
 - Livestock Originating From Other States – All livestock originating outside of Kansas must meet Kansas import requirements and must have a valid Certificate of Veterinary Inspection.

CATTLE (BEEF, DAIRY) AND BISON

- All cattle and bison must meet the General Requirements.
- It is recommended that cattle determined by exhibition staff to have lesions of ringworm, warts or infested with mange will not be permitted to exhibit.

- Cattle Originating From Other States
 - All cattle must have official ID, and ID must be individually listed on the accompanying CVI.
 - All dairy cattle require an import permit. All lactating dairy cattle must have negative HPAI milk test within 7 days of movement, if originated from “Affected” or “Provisional Unaffected States”. The most updated state status map can be found here:
<https://www.aphis.usda.gov/livestock-poultry-disease/avian/avian-influenza/hpai-detections/livestock/nmts>

GOATS

- In addition to the General Requirements, all goats must be:
 - Identified with a registered tattoo or an official USDA premises ID tag (Scrapie tag.) Goats identified with registration tattoos must have legible tattoos and must have registration papers for these animals available for inspection.
 - It is recommended that all goats are free of any signs of sore mouth and clinical signs of active fungal (ringworm) infection.

- Goats Originating From Other States
 - All goats must have official ID, and ID must be individually listed on the accompanying CVI.

HORSES

- All horses must meet the General Requirements.
- Kansas Origin Horses – A valid VS Form 10-11 showing evidence of a negative Equine Infectious Anemia (Coggins) test conducted by a state-approved laboratory within 12 months prior to exhibition is required 1 by KDA-DAH. Foals six months of age and younger, accompanying their EIA-negative dams, are exempt from EIA test requirements.
- Horses Originating From Other States must be accompanied by a valid VS Form 10-11 showing evidence of a negative Equine Infectious Anemia (Coggins) test conducted by a state-approved laboratory within 12 months prior to entry into Kansas. Foals six months of age and younger, accompanying their EIA negative dams, are exempt from EIA test requirements.

POULTRY

- All poultry must meet the General Requirements.
- Kansas Origin Poultry
 - Kansas continues its designation as a Pullorum-Typhoid (P-T) Clean state.
 - All poultry (except waterfowl) are required to show proof of being P-T clean by one of the following:
 - Originate from a certified U.S. Pullorum-Typhoid clean flock.
 - Test negative at check-in of the county fair when the county has been designated by KDA-DAH for surveillance. Routine surveillance testing will be performed for each county fair a minimum of once every 5 years.
 - Poultry Originating From Other States – All poultry (except waterfowl) are required to show proof of being P-T clean by one of the following:
 - Originate from a certified U.S. Pullorum-Typhoid clean flock.
 - Test negative on a P-T test within 90 days of exhibition.

- Additionally, out-of-state poultry must have a "Permit to Ship Poultry or Hatching Eggs" issued by the KDA-DAH within the previous year or a permit number issued by the KDA-DAH office within the previous 15 days.

RABBITS

- All rabbits must meet the General Requirements.
- Rabbits Originating from other States - All rabbits originating outside of Kansas must meet Kansas import requirements and must have a valid Certificate of Veterinary Inspection.

SHEEP

- In addition to the General Requirements, all sheep must be:
 - Identified with a registered tattoo or an official USDA premises ID tag (Scrapie tag.) Sheep identified with registration tattoos must have legible tattoos and must have registration papers for these animals available for inspection.
 - It is recommended that all sheep are free of any signs of sore mouth and clinical signs of active fungal (ringworm) infection, including club lamb fungus.

- Sheep Originating From Other States
 - All sheep must have official ID, and ID must be individually listed on the accompanying CVI.

SWINE

- All swine must meet the General Requirements.
- Swine Originating From Other States must also meet one of the following:
 - All swine must have official ID, and ID must be individually listed on the accompanying CVI.
 - All swine must obtain an import permit number prior to movement into Kansas.



4-H GENERAL RULES

- 1.) Exhibitors need to participate in Fair Set-up and Clean-up.
 - 2.) Members who are 9 years old or older as of January 1 are eligible to participate at the State Fair, except for Fashion Revue, which requires members to be 10 or older.
 - 3.) We will follow the Kansas State Fair Requirements and Forms. Please reach out to the Extension Office before Fair for more information.
 - 4.) All ages will be based on age as of January 1st of the current year.
 - 5.) **4-H Divisions** will divide ages into:
 - Junior = 7-9 years old
 - Intermediate = 10-13 years old
 - Senior = 14-18 years old
- Exception:** Beef, Sheep, Swine, Goat, Rabbit and Poultry classes will be judged by class and weight.

6.) 4-H members must be enrolled in the project in which they are exhibiting and the work must be completed in the current 4-H year.

7.) General Rules of the Kiowa County Fair, as shown on preceding pages shall apply to the 4-H Division.

8.) 4-H members entering divisions housed in the fair building may report at the scheduled consultative judging time enabling them to listen to the judge's comments if they so desire.

9.) Consultative judging attire consists of a 4-H T-shirt and dark-colored jeans.

10.) One overall trophy winner will be selected in each 4-H Indoor Division. The trophy winner will be selected from the Junior, Intermediate, and Senior Grand Champion placing per division. Trophies will be presented at the Achievement Banquet.

** Trophy is awarded on mastery of the project, not age, taking into consideration knowledge of project, exhibit quality and presentation.*

11.) Special Fair Board awards will be presented at the Achievement Banquet.

12.) 4-H Exhibits receiving a Blue Ribbon and meeting the qualifications for the Kansas State Fair can be entered by Extension staff prior to August 1st.

*One photograph per 4-H member can be entered into the Kansas State Fair.

*Kansas State Fair Visual Arts Exhibits are limited. The judge will select one item from the following divisions for entry at the Kansas State Fair: 1.) Fine Arts, 2.) Clay or Ceramics, 3.) Leather or Jewelry, 4.) Three Dimensional, and 5.) General Crafts. Selection of these will be determined at the County Fair based on entries within the Visual Arts Division.

DIVISION 1: **4-H AEROSPACE/ROCKETRY**

- 1.) State Forms are required with each exhibit.
- 2.) Each exhibitor may enter two rocket exhibits. If two rockets are entered, one rocket must be a "model rocket kit", the second may be entered into any other applicable class. An exhibitor may not enter two rockets in the same class.

Class 1 - Jr.

- 01 - Kit w/o pre-assembled fin
- 02 - Beginners Kit (7-8 year old only)
- 03 - Kit
- 04 - Scale Model Rocket Kit.

Class 2 - Int.

- 01 - Kit
- 02 - Scale Model Rocket Kit
- 03 - Exhibitor Designed Rocket: (no modification of an existing kit)
- 04 - Exhibitor Designed Scale Model Rocket: (no modification of an existing kit)

Class 3 - Sr.

- 01 - Kit
- 02 - Exhibitor Designed Rocket: (no modification of an existing kit)
- 03 - Scale Model Rocket Kit
- 04 - Exhibitor Designed Scale Model Rocket: (no modification of an existing kit)
- 05 - Mid/High-Power Rocket

Class 4 - Team Build

- 01 - Exhibitors Design Rocket: (2+ members - no modification of an existing kit)

DIVISION 2: 4-H AGRONOMY

- 1.) Exhibits should be as mature as possible.
- 2.) Every entry must be identified by hybrid or variety name. If variety is NOT stated OR samples not tied where requested, ribbon placing will drop one placing.
- 3.) All classes calling for a gallon sample may have a 2 1/2 - 3 inch in diameter cylinder placed in a glass gallon container to reduce the amount of grain to three quarts. Attach both entry cards with a rubber band around the neck of the jar.

4.) Hay samples should be approximately 15"x12"x6". Maximum thickness of 6" and minimum of 5". Hay samples should be tied with a "T". Wrap the twine horizontally around the hay and tie, then wrap vertically and tie like a gift package.

Class 1 - Corn

- 01 - White: Ten Ears
- 02 - Yellow: Ten Ears
- 03 - One-gallon sample

Class 2 - Sorghum

- 01 - Hybrid grain: Ten Heads
- 02 - Hybrid forage: Entire plant w/o roots.
5" tied bundle.
- 03 - Other forage: Entire plant w/o roots.
5" tied bundle.
- 04 - One-gallon sample of hybrid grain

Class 3 - Wheat - One Gallon Sample

- 01 - Soft red winter
- 02 - Hard red winter
- 03 - Hard white

Class 4 - Soybeans

- 01 - One-gallon of seed from the most recent harvest.
- 02 - Bundle of five plants from the most recent harvest.

Class 5 - Hay Crops

01 - Alfalfa: Consist of one flake or slice from a rectangular bale, or a 10" section cut from a round bale tied.

02 - Native Grass: Ten-inch flake or slice, 6" thick and tied.

03 - Cool Season Grass (e.g., fescue, brome, etc.): Ten-inch flake or slice, 6"thick and tied.

DIVISION 3:**4-H AG MECHANICS WELDING**

1.) State Forms are required with each exhibit.

2.) Each exhibitor may enter one exhibit per subclass.

Class 1 - Jr.

01 - Welding Ag Repair

02 - Welding Ag Fabrication

03 - Welding General Repair

04 - Welding General Fabrication

05 - Welding Artistic Fabrication

06 - Other Metalwork

07 - Smithing. A design forged with at least two different formed elements (twists or spirals for example.)

Class 2 - Int.

- 01 - Welding Ag Repair
- 02 - Welding Ag Fabrication
- 03 - Welding General Repair
- 04 - Welding General Fabrication
- 05 - Welding Artistic Fabrication
- 06 - Other Metalwork
- 07 - Smithing. A design forged with at least two different formed elements (twists or spirals for example.)

Class 3 - Sr.

- 01 - Welding Ag Repair
- 02 - Welding Ag Fabrication
- 03 - Welding General Repair
- 04 - Welding General Fabrication
- 05 - Welding Artistic Fabrication
- 06 - Other Metalwork
- 07 - Smithing. A design forged with at least three different formed elements (twists, spirals, and bulbs for example.)

DIVISION 4: 4-H ASTRONOMY

- 1.) State Forms are required with each exhibit.
- 2.) Each exhibitor may enter one exhibit per subclass.
- 3.) Telescopes entered in this division may be built from a kit or by original design. Pre-finished telescopes, which require no construction or painting are not acceptable exhibits.

Class 1 - Jr.

- 01- Telescope Kit
- 02- Telescope Original Design

Class 2 - Int.

- 01- Telescope Kit
- 02- Telescope Original Design

Class 3 - Sr.

- 01- Telescope Kit
- 02- Telescope Original Design

DIVISION 5:**4-H Building Block Engineering**

- 1.) State forms are only required for subclass 01 in each class.
- 2.) Each exhibitor may enter one exhibit per subclass.
- 3.) All exhibits are **required** to be placed in an upside down clear plastic container with a removable lid.
- 4.) **ANY Original Kit** is **NOT** eligible for the state fair. Kits that are built with no changes made by the 4-H member. Please provide the instructions at the time of judging.

Class 1 - Jr.

- 01- Interlocking brick diorama built from scratch
- 02 - Original Kit

Class 2 - Int.

- 01- Interlocking brick diorama built from scratch
- 02 - Original Kit

Class 3 - Sr.

- 01- Advanced interlocking brick diorama built from scratch
- 02 - Original Kit

DIVISION 6: 4-H CLOVERBUDS

- 1.) Cloverbud members ages 5 & 6 years old and enrolled in the Cloverbud Project.
- 2.) All Cloverbud entries will be displayed together in a "Cloverbud Showcase".
- 3.) Cloverbud members may not participate as a competitive exhibitor and are not eligible to receive premiums on awards that are given in traditional 4-H events. Cloverbuds will receive participation ribbons.
- 4.) Cloverbuds will have a Show & Tell session with the judge.
- 5.) All exhibits are to be labeled.
- 6.) Cloverbuds may showcase a pet at the Kiowa County Pet Show from the approved pet list.
- 7.) Food displays should contain 3 items on a paper plate in a plastic sack. Snack mix should be one cup in a plastic sack.
- 8.) Cloverbuds can exhibit two entries per class.

Class 1 - Cloverbuds

- 01 - Collection of 5 items
- 02 - Visual Arts and Crafts
- 03 - Misc. Project
- 04 - Plant Science
- 05 - Poster
- 06 - Scrapbook Page
- 07 - Cereal Snack
- 08 - No Bake Cookies
- 09 - Photography- Color or Black & White
- 10 - Original Lego Kit
- 11 - Pet

**DIVISION 7: 4-H Educational Displays**

- 1.) Educational Displays can be posters, notebooks, or displays. The State Fair book qualifications for project topics can be found under each specific project division.
- 2.) Posters must not be larger than 22" x 28".
- 3.) Displays should not exceed a standard commercial 3'x4' tri-fold display.

4.) Notebooks must be in a 3-ring Binder.

5.) Name, county, age, and years in project must be clearly marked on back of exhibits.

6.) The "4-H Experience" & "Other" classes are county only.

Class 1 - Jr.

- 01 - Project Poster
- 02 - Project Notebook
- 03 - Project Display
- 04 - 4-H Experience
- 05 - Other

Class 2 - Int.

- 01 - Project Poster
- 02 - Project Notebook
- 03 - Project Display
- 04 - 4-H Experience
- 05 - Other

Class 3 - Sr.

- 01 - Project Poster
- 02 - Project Notebook
- 03 - Project Display
- 04 - 4-H Experience
- 05 - Other

Class 4 - Team Display

- 01 - 4-H Experience
- 02 - Other

DIVISION 8: 4-H ENTOMOLOGY

- 1.) Use an 18×24×3.5 inch wooden box with a clear plastic top.
- 2.) Label the box inside (upper left) and outside (lower right) with: Exhibitor name, County, Collection class, Taxonomy used, Number of orders, families (if required), and specimens.
- 3.) See Kansas State Fair book for specifics.

Class 1 - Jr.

- 01- Explorer Box (50-125 species with at least 7 orders.)
- 02 - Adventurer Box (75-150 species with at least 9 orders.)

Class 2 - Int.

- 01- Explorer Box (50-125 species with at least 7 orders.)
- 02 - Adventurer Box (75-150 species with at least 9 orders.)

Class 3 - Sr.

- 01- Explorer Box (50-125 species with at least 7 orders.)
- 02 - Adventurer Box (75-150 species with at least 9 orders.)



DIVISION 9: 4-H FASHION REVUE

- 1.) Eligibility:** Exhibitors must be enrolled in the Sewing & Textile Design or Shopping in Style 4-H project.
- 2.)** State Forms are required with each exhibit.
- 3.)** Any item entered in Fashion Revue at the **State Fair** cannot be entered in any other class.
- 4.)** Participants may model only items that can be worn. Garments may not be carried. Items must be appropriate for public display.
- 5.)** No live animals may accompany participants, except approved service animals.

Sewing & Textile Design Constructed Garments Revue

- 1.)** The majority of the outfit must be constructed and modeled by the exhibitor. All outer garments (e.g., vest, jacket, dress, skirt, pants, coat) must be constructed. Items worn underneath (e.g., sweater, blouse, shirt) may be purchased or made.
- 2.)** Exhibitors who constructed only one item (e.g., shirt, pants, or skirt) and advanced as a county or district winner may still model the item but must pair it with a purchased coordinating garment. This must be disclosed on the Fashion Revue Scorecard and Cost Per Wear Form.

3.) Only the exhibitor who constructed the garment may model it. Garments may not be made for and modeled by another person.

Shopping in Style Revue

1.) The majority of the outfit must be purchased (not borrowed) and modeled by the 4-H member, or constructed by another individual using fabric and patterns selected by the 4-H member. All outer garments (e.g., vest, jacket, dress, skirt, pants, coat) must be purchased by the 4-H member or constructed by another person.

Class 1 - Jr. - County Only

01 - Sewing & Textile Design

02 - Shopping in Style

Class 2 - Int.

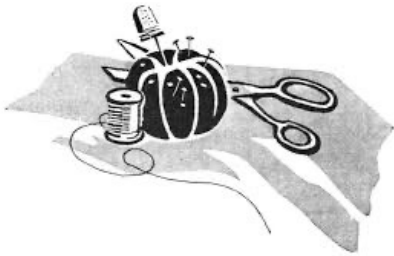
01 - Sewing & Textile Design

02 - Shopping in Style

Class 3 - Sr.

01 - Sewing & Textile Design

02 - Shopping in Style



DIVISION 10: 4-H FIBER ARTS

- 1.)** Identification Label: Type or print on a 3"x2 ½" piece of cloth: class number, county, and exhibitor's name. Sew or safety pin this ID label on the corner of flat articles. c. For garments, attach ID label to the front left shoulder seam, or left side of waistband, as if you were wearing the garments.
- 2.)** When articles are normally worn as a pair, both articles must be shown together. Fasten articles together securely with yarn.
- 3.)** The exhibitor should attach an index card, no larger than 4" x 6", with the entry form to give the judge any information on what parts of the exhibit they made, processes used, or other information which the exhibitor thinks would be helpful for the judge. For all items, please indicate if the item was made from a kit. For all items please indicate fiber content, and specifically if they are made of at least 60% wool. For quilted items indicate who did the quilting and binding.



Class 1 - Jr.

- 01- Crochet
- 02- Knitting
- 03- Needle Arts
- 04- Patchwork and Quilting
- 05- Rug Making
- 06- Spinning
- 07- Weaving
- 08- Ethnic Arts
- 09- Macrame

Class 2 - Int.

- 01- Crochet
- 02- Knitting
- 03- Needle Arts
- 04- Patchwork and Quilting
- 05- Rug Making
- 06- Spinning
- 07- Weaving
- 08- Ethnic Arts
- 09- Macrame

Class 3 - Sr.

- 01- Crochet
- 02- Knitting
- 03- Needle Arts
- 04- Patchwork and Quilting
- 05- Rug Making
- 06- Spinning
- 07- Weaving
- 08- Ethnic Arts
- 09- Macrame

DIVISION 11: 4-H FOODS - NUTRITION

- 1.)** Attach the entry form and a 3" x 5" index card with the complete recipe (ingredients and instructions) to the outside of the wrapped exhibit. Do not place forms/cards inside plastic.
- 2.)** Attach a label to the bottom of the plate or cardboard with: Class Number, Food Product Name, 4-H Member's Name, and County.
- 3.)** Baked items that can be removed from a pan must be placed on a plate, covered cardboard, or disposable container sized appropriately for the exhibit. Exhibits must be wrapped in food-grade plastic bags, disposable containers, or boxes. Only the product is judged, not the container.
- 4.)** All baked goods must be whole and uncut. Small items must be uniform in size and shape and from the same recipe. Ex: exhibit 3 cookies, 3 muffins, 3 breadsticks, or 1 loaf of bread.
- 5.)** Unfrosted cakes should be displayed upright with the crust showing. Cakes with special designs (ex: Bundt cakes) should be displayed top-side down.
- 6.)** Frostings and fillings must contain at least 65% sugar. Calculate sugar content for the frosting/filling only and attach the calculation to the entry. If not attached, the exhibit will be lowered one ribbon placing. Sugar calculation examples and worksheets are available at the Extension Office. **German chocolate frosting is exempt.*

7.) The following items will be disqualified and not judged if they include custard or dairy-based fillings or frostings (including cream cheese), raw eggs, flavored oils, breads or cakes baked in jars, cut fresh fruit, any item requiring refrigeration (example: bacon), or unbaked items made with raw flour (ex: no-bake cookies).

8.) Alcohol is not allowed as an ingredient.

9.) Under-baked entries will be lowered one or more ribbon placings.

Class 1 - Jr.

01 - Snack Mix

02 - Muffins

03 - Cupcakes

04 - Bread

01 - Yeast

02 - Quick

03 - Specialty Yeast

04 - Corn

05 - Rolls

01 - Yeast

02 - Sweet

06 - Cookies

01 - No-Bake

02 - Bar

03 - Drop

04 - Rolled


07 - Decorated Food Item

08 - Food Gift Package

09 - Other

Class 2 - Int.

- 01 - Muffins
- 02 - Cupcakes
- 03 - Bread
 - 01 - Yeast
 - 02 - Quick
 - 03 - Specialty Yeast
 - 04 - Corn
- 04 - Rolls
 - 01 - Yeast
 - 02 - Sweet
- 05 - Cookies
 - 01 - No-Bake
 - 02 - Bar
 - 03 - Drop
 - 04 - Rolled
- 06 - Decorated Food Item
- 07 - Food Gift Package
- 08 - Other



Class 3 - Sr.

- 01 - Bread
 - 01 - Yeast
 - 02 - Quick
 - 03 - Specialty Yeast
- 02 - Rolls
 - 01 - Yeast
 - 02 - Sweet
- 03 - Cookies
 - 01 - Bar
 - 02 - Drop
 - 03 - Rolled
- 04 - Cake: Frosted and Unfrosted
- 05 - Fruit Pie
- 06 - Fruit Tart
- 07 - Decorated Food Item
- 08 - Food Gift Package
- 09 - Other

DIVISION 12:**4-H FOODS - PRESERVATION**

- 1.) Exhibits must be preserved since the member's previous county fair and not exhibited at the prior year's county fair.
- 2.) Alcohol is not allowed as an ingredient in any food preservation entry.
- 3.) There are no safe canning recommendations for white peaches or elderberries.

4.) All entries must use current, tested recipes from approved sources and be adjusted for the elevation where the product was processed. Entries using untested recipes or unsafe processing methods will be disqualified. Exhibitor must specify whether it was used for water-bath or pressure canning. Approved canning resources are available at the Extension Office.

5.) Each exhibit must include a complete recipe and instructions attached to the entry card. Entries without this information will be disqualified. Recipes must include: Exhibitor name, Recipe source and publication date, Elevation where food was processed, and Purchase date for Mrs. Wages or Ball® mixes (if used).

6.) Exhibits must be heat-processed in clear, standard canning jars with new, matching two-piece lids. Colored jars, decorative or padded lids, fabric covers, jar cozies, or commercial food jars are not allowed. Fancy packs are not permitted unless required by the recipe. Jars must be sealed at entry and may not exceed the jar size listed in the recipe. 12-ounce jars may follow pint processing times; 24- or 28-ounce jars may follow quart processing times. These requirements apply to fermented foods.

7.) One jar per class is required.

8.) Each jar must be labeled and not over the jar brand. Labels must include: Class Number, Product, Elevation, Canning Method, Process Time, Pressure (psi), Date Processed (month and year), Exhibitor Name, and County.

9.) Entry cards must be hole-punched and attached with a rubber band around the top of the jar along with the recipe.

10.) Dried food exhibits not in a canning jar will be lowered one ribbon rating. Suggested exhibit amount: $\frac{1}{3}$ – $\frac{1}{2}$ cup or 3–4 pieces. Recipes, preparation steps, and heating instructions are required. Freeze-dried foods are not permitted.

11.) All meat jerky must be heated to an internal temperature of 160°F before or after drying (this is not the drying temperature). Jerky not meeting this requirement will be disqualified.

Class 1 - Jr.

- 01 - Sweet Spreads & Syrups
- 02 - Fruits, Juices, Fruit Mixtures
- 03 - Low Acid Vegetables & Mixtures
- 04 - Pickled
- 05 - Tomato/Tomato Products
- 06 - Canned Meats
- 07 - Any Dried Food (NOT Freeze Dried)

Class 2 - Int.


- 01 - Sweet Spreads & Syrups
- 02 - Fruits, Juices, Fruit Mixtures
- 03 - Low Acid Vegetables & Mixtures
- 04 - Pickled
- 05 - Tomato/Tomato Products
- 06 - Canned Meats
- 07 - Any Dried Food (NOT Freeze Dried)

Class 3 - Sr.

- 01 - Sweet Spreads & Syrups
- 02 - Fruits, Juices, Fruit Mixtures
- 03 - Low Acid Vegetables & Mixtures
- 04 - Pickled
- 05 - Tomato/Tomato Products
- 06 - Canned Meats
- 07 - Any Dried Food (NOT Freeze Dried)

DIVISION 13: 4-H GEOLOGY

- 1.) Use an 18×24×3.5 inch wooden box with a clear plastic top.
- 2.) Label the box inside (upper left) and outside (lower right) with: Exhibitor name, County, Collection class, Taxonomy used, Number of orders, families (if required), and specimens.
- 3.) See Kansas State Fair book for specifics.



Class 1 - Jr.

- 01- Rock Hunter Box (minimum of 15 rocks, minerals, and fossils)
- 02- Rock Enthusiast Box (minimum of 30 different rocks, minerals, or fossils, at least 5 of each.)

Class 2 - Int.

- 01- Rock Hunter Box (minimum of 15 rocks, minerals, and fossils)
- 02- Rock Enthusiast Box (minimum of 30 different rocks, minerals, or fossils, at least 5 of each.)

Class 3 - Sr.

- 01- Rock Hunter Box (minimum of 15 rocks, minerals, and fossils)
- 02- Rock Enthusiast Box (minimum of 30 different rocks, minerals, or fossils, at least 5 of each.)

DIVISION 14: 4-H PLANT SCIENCE & HORTICULTURE

- 1.) All horticultural exhibits must be grown by the exhibitor.
- 2.) Secure entry form to disposable plate or container with string or tape. Use a sturdy disposable plate, bowl or container that will support the weight of the produce.
- 3.) Members may enter multiple entries in an individual class, provided each entry is a different type of produce and/or species.

VEGETABLES & FRUIT

1.) Fresh herbs of 1 variety or comparable quantity must be exhibited in a disposable container of water. Dried herbs are not accepted.

2.) # of Fruits and Vegetables exhibited

VEGETABLES

Large - 1 Each

- Cabbage, Cantaloupe, Eggplant, Large Pumpkin, Squash, Watermelon.

Medium - 5 Each

- Beets, Carrots, Cucumbers, Decorative Gourds, Potatoes, Miniature Pumpkins, Okra, Onions, Peppers, Radishes, Sweet Potatoes, Tomatoes, Garlic, or other similar sized vegetable

Small - 12 Each

- Green snap beans, wax beans, English peas, cherry and pear tomatoes, or other similar sized vegetables.

HERBS

Fresh Culinary herbs - 6 Each

- Parsley, basil, dill, etc.

FRUITS

Tree - 5 each

- Apples, pears, peaches, or similar sized fruits

Small - 1 half pint box

- Strawberries, blackberries, raspberries, or other similar sized fruits

Grapes- 2 bunches

FLORAL

- 1.) Flower materials must be grown and/or collected by exhibitor, not purchased.
- 2.) No fabric or plastic material allowed in arrangements.
- 3.) Entries should not take over one square foot of table space.
- 4.) Potted plants are NOT accepted.
- 5.) All entries must be freestanding, easily moved, and not require any special equipment to display. Hanging entries are not accepted.
- 6.) If a non disposable container is used mark it plainly with your name and county. The County Fair is not responsible for loss or damage to any flower arrangements, vases or containers.
- 7.) Entities in "Others" are county only.

Class 1 - Jr.

- 01 - Small Vegetables (12)
- 02 - Medium Vegetables (5)
- 03 - Large Vegetable (1)
- 04 - Fresh Culinary herbs (6)
- 05 - Small Fruits (1 half pint box)
- 06 - Tree Fruits (5)
- 07 - Grapes (2 bunches)
- 08 - Annual Flower (single cut specimen)
- 09 - Perennial Flower (single cut specimen)
- 10 - Fresh Flower Arrangement.
- 11 - Dried Flower Arrangement
- 12 - Other

Class 2 - Int.

- 01 - Small Vegetables (12)
- 02 - Medium Vegetables (5)
- 03 - Large Vegetable (1)
- 04 - Fresh Culinary herbs (6)
- 05 - Small Fruits (1 half pint box)
- 06 - Tree Fruits (5)
- 07 - Grapes (2 bunches)
- 08 - Annual Flower (single cut specimen)
- 09 - Perennial Flower (single cut specimen)
- 10 - Fresh Flower Arrangement.
- 11 - Dried Flower Arrangement
- 12 - Other

Class 3 - Sr.

- 01 - Small Vegetables (12)
- 02 - Medium Vegetables (5)
- 03 - Large Vegetable (1)
- 04 - Fresh Culinary herbs (6)
- 05 - Small Fruits (1 half pint box)
- 06 - Tree Fruits (5)
- 07 - Grapes (2 bunches)
- 08 - Annual Flower (single cut specimen)
- 09 - Perennial Flower (single cut specimen)
- 10 - Fresh Flower Arrangement.
- 11 - Dried Flower Arrangement
- 12 - Other

DIVISION 15: 4-H PET SHOW

- 1.) This division is County ONLY.
- 2.) Exhibitors must be enrolled in the 4-H project in which they are showing.
- 3.) Pets must be 3 months or older and owned one month prior to show.
- 4.) Entry card must accompany the exhibit.
- 5.) Proof of vaccinations must be brought and presented for dogs and cats.
- 6.) Pets only to be present 30 minutes prior to show.
- 7.) Hand Pets must be in a cage or box.
- 8.) If an animal is shown in the Pet Show, the same animal may not enter any other Division at the Fair. (dogs,poultry, and rabbits)
- 9.) Any type of pet may be entered in a decorated class. Hand pets can be entered in a decorated container. Containers should be decorated inside/outside.

Class 1 - Jr.

- 01 - Cats
- 02 - Dogs
- 03 - Aquarium
- 04 - Reptiles & Amphibians
- 05 - Hand Pets
- 06 - Decorated Pet
 - 01 - Habitat/Cage
 - 02 - Animal

Class 2 - Int.

- 01 - Cats
- 02 - Dogs
- 03 - Aquarium
- 04 - Reptiles & Amphibians
- 05 - Hand Pets
- 06 - Decorated Pet
 - 01 - Habitat/Cage
 - 02 - Animal

Class 3 - Sr.

- 01 - Cats
- 02 - Dogs
- 03 - Aquarium
- 04 - Reptiles & Amphibians
- 05 - Hand Pets
- 06 - Decorated Pet
 - 01 - Habitat/Cage
 - 02 - Animal



DIVISION 16: 4-H PHOTOGRAPHY

- 1.)** Photos must be taken during current 4-H year.
- 2.)** Exhibitors may enter two photos per subclass.
- 3.)** Digital photos may only be edited for exposure, color correction, cropping, red-eye removal, dodging/burning, HDR, or one-click filters. AI-generated or AI-modified images are NOT allowed.
- 4.)** Black & white classes are black & white only. Sepia/monochrome prints are considered color.
- 5.)** Photos must be no smaller than 7" x 9" and no larger than 8" x 10" after trimming.
- 6.)** Photo subject matter must follow 4-H standards.
- 7.)** Photos taken on railroad right-of-way property or with subjects on railroad right-of-way will be disqualified.
- 8.)** Copyright laws must be followed.



PHOTO MOUNTS

- 1.) Photos must be mounted using spray adhesive only.
- 2.) Mount photos on 11" x 12.5" white or cream studio mat board, with the 11" side vertical.
- 3.) Photos must be centered, placed 1" below the top of the board, with no visible borders, lettering, or dates.
- 4.) Photos that are incorrectly mounted, incorrectly sized, mounted on poster board, or show borders or lettering will drop a ribbon.

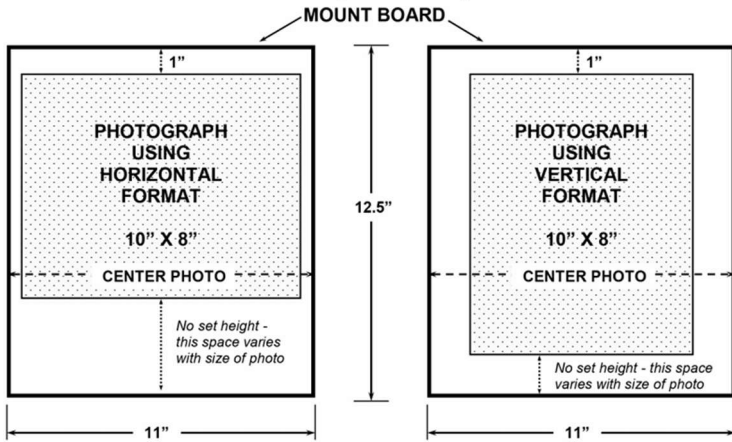



PHOTO ID STRIP

- 1.) Write your name and county on the board under the Photo ID strip in case it becomes detached.
- 2.) Complete the ID Strip: Cut on dashed lines; do not trim edges. Print your name, county, class numbers (from local fair book). List number of years enrolled in the 4-H Photography project. Check the type of camera used (Film or Digital).
- 3.) Attach the ID Strip to the bottom 1 inch of the photo mount using clear tape folded to the back. Do NOT place tape on the front of the mount board.
- 4.) Place the mounted photo in an unsealed clear photography bag. Do NOT seal the bag until judging is complete.



Class 1 - Jr.

- 01 - Black and White
- 02 - Animals
- 03 - People
- 04 - Architecture
- 05 - Landscape/Seascape
- 06 - Floral
- 07 - Abstract
- 08 - Kiowa County
- 09 - Camera with Special Effects
- 10 - Other

Class 2 - Int.

- 01 - Black and White
- 02 - Animals
- 03 - People
- 04 - Architecture
- 05 - Landscape/Seascape
- 06 - Floral
- 07 - Abstract
- 08 - Kiowa County
- 09 - Camera with Special Effects
- 10 - Other

Class 3 - Sr.

- 01 - Black and White
- 02 - Animals
- 03 - People
- 04 - Architecture
- 05 - Landscape/Seascape
- 06 - Floral
- 07 - Abstract
- 08 - Kiowa County
- 09 - Camera with Special Effects
- 10 - Other

DIVISION 17: 4-H ROBOTICS

- 1.) State Forms are required with each exhibit.
- 2.) Each exhibitor may enter one robot exhibit.

Class 1 - Jr.

- 01 - Robot Kit (w/o programming)
- 02 - Original Robot (not merely modification of robot kit/plan)
- 03 - Robot Kit (with programming)
- 04 - Robot Kit (remote controlled)
- 05 - Junk Drawer Robotics

Class 2 - Int.

- 01 - Robot Kit (w/o programming)
- 02 - Original Robot (not merely modification of robot kit/plan)
- 03 - Robot Kit (with programming)
- 04 - Robot Kit (remote controlled)
- 05 - Junk Drawer Robotics

Class 3 - Sr.

- 01 - Robot Kit (w/o programming)
- 02 - Original Robot (not merely modification of robot kit/plan)
- 03 - Robot Kit (with programming)
- 04 - Robot Kit (remote controlled)
- 05 - Junk Drawer Robotics

DIVISION 18:**4-H Sewing & Textile Design**

1.) Items may be previously worn but must be clean and in good condition. Use swivel/wire hangers ONLY. Multi-piece exhibits must be fastened together with the total number of pieces listed on the entry card.

3.) Identification Labels: Sew/safety-pin a cloth label (no straight pins), Label includes: Class Number, County, Exhibitor Name, and Number of pieces in exhibit. Attach label inside each garment (back of neck, center back waistband, or apron band). Attach entry form and scorecard to the left front shoulder seam/left waistband, with hanger opening facing left. Tie together hangers when more than one is required.

4.) Pre-cut kits are allowed. All garments must be completely finished and ready for use.

5.) Exhibitors may attach a 4" x 6" index card or photo with helpful information for the judge, including care instructions.

6.) Recycled Clothing Project: Item must be at least 50% recycled material and include sewing. A 4" x 6" index card describing the recycled materials and their use is required.

Garment: A garment is an item of clothing made to be worn on the body, such as a dress, shirt, skirt, or pants.

Article: An article is any single finished item.

This includes garments as well as accessories or household items like bags, pillows, or quilts.

**All garments are articles, but not all articles are garments.*

Class 1 - Jr.

01 - Article

02 - Garment

03 - Two or Three Piece Outfit

04 - Recycled Article

Class 2 - Int.

01 - Article

02 - Garment

03 - Two or Three Piece Outfit

04 - Recycled Article

Class 3 - Sr.

01 - Article

02 - Garment

03 - Two or Three Piece Outfit

04 - Recycled Article

DIVISION 19: 4-H SHOPPING IN STYLE

- 1.) Posters can be flat poster/foam board, no larger than 22" x 28."
- 2.) Tri-fold educational displays must be free standing and no larger than 36" x 48."
- 3.) Photos of 4-H member in purchased outfit must demonstrate criteria as outlined on state scoresheet.
- 4.) Exhibits should include actual photos of 4-H member in garments, and may also include pictures from magazines or internet
- 5.) See State Fair for Topics.

Class 1 - Jr.

Class 2 - Int.

Class 3 - Sr.

DIVISION 20: 4-H TABLE SETTING

- 1.) This division is County ONLY. More information will be available for this division next 4-H year!

Class 1 - Jr.

Class 2 - Int.

Class 3 - Sr.

DIVISION 21: 4-H Veterinary Science

- 1.) The exhibit may represent material from any of the Veterinary Science topics.
- 2.) Photos must be appropriate for public viewing. Graphic images are not allowed. Veterinary surgery exhibits must show proper aseptic technique, including sterile procedures and gloves.
- 3.) First-Aid Kits: For safety and theft concerns, kits containing drugs or medications will not be displayed and will be disqualified. Medication information may be shown using written descriptions, photos, drawings, computer printouts, or empty packaging only.
- 4.) Posters should be simple and easy to read. Maximum size is 22" × 30", either vertical or horizontal. Trifold and framed posters are not accepted as poster entries.
- 5.) Displays may include 3D exhibits, models, actual samples, or a notebook. All displays must be on a 3' × 4' trifold board or in a three-ring binder. Smaller boards are not accepted.
- 6.) Notebook Entries must be displayed in a three-ring notebook. Notebook size may not exceed 8½" × 11".
- 7.) Diorama is a contained 3D scene or model. Size may not exceed 3'×3'×3'.
- 8.) Name, county, age, and year in the project must be listed on the front of the poster, display, notebook, or diorama.

9.) Appropriate Topics Include: Animal health and safety, specific diseases, normal and abnormal characteristics, public health or safety, proper animal management for food safety and quality, safe and efficient livestock facilities, or another veterinary or veterinary science topic chosen by the exhibitor.

10.) All information must be cited using credible sources. Plagiarism will result in disqualification; use your own words.

11.) Modules are for learning and reference only and may not be submitted as exhibits. Projects made up only of module work will be disqualified.

Class 1 - Jr.

- 01 - Notebook
- 02 - Poster
- 03 - Display
- 04 - Diorama

Class 2 - Int.

- 01 - Notebook
- 02 - Poster
- 03 - Display
- 04 - Diorama

Class 3 - Sr.

- 01 - Notebook
- 02 - Poster
- 03 - Display
- 04 - Diorama

DIVISION 22: 4-H VISUAL ARTS

- 1.) All exhibits must be original designs and entered at the exhibitor's own risk.
- 2.) All visual arts exhibits are judged with a Visual Arts Rubric. Exhibitors must complete the top portion of the rubric. Incomplete rubrics will result in lowering one ribbon placing.
- 3.) **All two-dimensional artwork MUST be prepped to HANG with a wire hanger.** Improper hardware results in exhibit lowered one ribbon placing.
- 4.) Multi-piece exhibits must be clearly labeled/placed in a container.
- 5.) Pre-packaged/boxed art kits are NOT allowed. (paint-by-number, diamond art, string art, etc.)
Exception: Leather project kits are allowed due to the use of precut leather.

Class 1 - Jr.

- 01 - Fine Arts
 - 01 - Quick Sketch
 - 02 - Drawing
 - 03 - Painting
- 02 - Clay & Ceramics
- 03 - Leather & Jewelry
 - 01- Leather
 - 02- Jewelry
- 04 - Three Dimensional
- 05 - General Crafts

Class 2 - Int.

- 01 - Fine Arts
 - 01 - Quick Sketch
 - 02 - Drawing
 - 03 - Painting
- 02 - Clay & Ceramics
- 03 - Leather & Jewelry
 - 01- Leather
 - 02- Jewelry
- 04 - Three Dimensional
- 05 - General Crafts

Class 3 - Sr.

- 01 - Fine Arts
 - 01- Quick Sketch
 - 02- Drawing
 - 03- Painting
- 02 - Clay & Ceramics
- 03 - Leather & Jewelry
 - 01- Leather
 - 02- Jewelry
- 04 - Three Dimensional
- 05 - General Crafts

DIVISION 23: 4-H WOODWORKING

- 1.)** A complete and accurate plan must be included with the exhibit (photocopy, original pattern, or scale drawing). The plan must allow the project to be rebuilt. Step-by-step instructions alone do not count as a plan.
- 2.)** Projects with missing or inadequate plans will be lowered one ribbon placing.
- 3.)** Use of materials other than wood, screws, nails, and adhesive should be minimal.
- 4.)** Projects with unsecured glass (such as loose shelves or table tops) will not be accepted. Secure, fixed glass (such as cabinet or gun case fronts) is allowed.
- 5.)** Extra or accessory items (bean bags, blocks, etc.) should NOT be included.
- 6.)** The entry card, plans, and paperwork must be placed in a zip-top plastic bag, hole-punched, and securely attached to the project.
- 7.)** Refinished or refurbished furniture is not allowed.
- 8.)** Pre-cut kits are not permitted.
- 9.)** Judging is based on workmanship (accuracy to plan), design, wood choice, finish quality, suitability, and usefulness.
- 10.)** Firearms and weapons may not be entered or exhibited.
- 11.)** Projects using fractal (electrical) burning are not allowed.

12.) Personal protective equipment (PPE) must be worn during construction.

13.) ANY Original Kit is NOT eligible for the state fair. Kits that are built with no changes made by the 4-H member. Please provide the instructions at the time of judging.

Class 1 - Jr.


- 01 - For farm or shop use
- 02 - Lawn Furniture
- 03 - Household Furniture
- 04 - Other
- 05 - Original Kit

Class 2 - Int.

- 01 - For farm or shop use
- 02 - Lawn Furniture
- 03 - Household Furniture
- 04 - Other
- 05 - Original Kit

Class 3 - Sr.

- 01 - For farm or shop use
- 02 - Lawn Furniture
- 03 - Household Furniture
- 04 - Other
- 05 - Original Kit



4-H/FFA Livestock General Rules

- 1.)** Exhibitors must designate each individual livestock at Tag-In whether it will be shown as a 4-H or FFA project. There will be an option to show separate animals in 4-H/ FFA. This does not apply to Open Class.
- 2.)** Exhibitors must attend fair set up and clean up and any other activities designated by the Extension Office or the Fair Board.
- 3.)** All animals must pass a veterinarian health inspection at barn check-in, including bucket calves, rabbits, and poultry.
- 4.)** Any animal determined by the Superintendents to be improperly fed, watered, or cared for may be removed from the fairgrounds by the Fair Board, and the exhibitor will not receive a premium.
- 5.)** No drug or supplement may be given to any animal without prior approval from the Veterinarian, County Extension Agricultural Agent, Livestock Superintendent, and Fair Board Chairman.
- 6.)** Livestock must be safe, manageable, and controllable. Animals that are wild in nature or cannot be led by the exhibitor are not eligible to show or sell at auction. The decision will be made by Superintendents and Fair Board.

7.) Dress Code: All exhibitors must wear their back tag numbers while showing. Required attire includes dark-colored jeans and a nice shirt. Open-toed shoes and tennis shoes are not permitted. Horse and Dog shows will follow their respective show rule books.

8.) All livestock, including rabbits and poultry, will be released following the premium sale.

9.) Proper conduct and sportsmanship are expected of all contestants and family members. Unsportsmanlike conduct will result in forfeiture of all placings and qualifications earned.

10.) The “Highest Daily Gain” award will be given at Achievement Banquet for highest daily gain from tag-in to fair for Beef, Goat, Sheep, and Swine.

Facility Rules

1.) All animals must be housed in pens or stalls provided by the Fair Board and Extension Staff.

2.) Containment Rules: 7:00 AM–9:00 PM: Cattle, sheep, and goats may use the designated outside containment area including the driveway and concession area behind the barn. 9:00 PM–7:00 AM: Animals must remain in the barn.

3.) Outside Containment Area Rules: Animals must be supervised by the 4-H exhibitor or an immediate family member. Exhibitors under 13 must be accompanied by an adult. Gates must remain closed at all times. Tying outside is temporary only (stall cleaning, grooming, or show prep); otherwise, animals must be continuously supervised. Animals must stay away from rodeo grandstands. Horseplay or unsafe behavior is prohibited; consequences will be determined by Extension Agents.

4.) Night watchmen will be provided by 4-H members and parents. Only immediate 4-H family members may stay overnight in the barn. The night watchman has authority to enforce rules, including calling parents for pickup. Decisions are final.

Exhibitor Responsibilities

1.) Exhibitors are responsible for keeping their stalls and surrounding areas clean.

2.) 4-H members are responsible for all grooming, fitting, and care of their animals. Adults may supervise and instruct, but all work must be performed by eligible 4-H members, except for assistance from immediate family members on an as-needed basis.

Eligibility

- 1.) All 4-H animals must be tagged in Kiowa County. A maximum of two animals per class may be tagged for the County Fair. All livestock must be weighed at final check-in, except horses, poultry, fowl, rabbits, and hand pets.
- 2.) FFA member participation is limited to only Kiowa County FFA members, no out of county FFA members may be granted this privilege.

Show & Class Rules

- 1.) Exhibitors must be on site by the start of their assigned show.
- 2.) No non-4-H/FFA member may show livestock for a 4-H/FFA member who has two animals in the same class.
- 3.) All 4-H livestock exhibitors are automatically entered in showmanship and must participate.
- 4.) Each showmanship class will award a Grand Champion, Reserve Champion, and Top Blue.
- 5.) Exhibits will be shown by class. If entries warrant, classes will be broken by weight.
- 6.) For each species, class winners will return to the ring to select an Overall Grand Champion. The next exhibitor from the Grand Champion's class will advance with the remaining winners for Reserve Champion selection.

Premium Auction Rules

1.) 4-H/FFA members may sell three of the following four market species: (1) Beef, (1) Lamb, (1) Hog, (1) Meat Goat for a premium at the Auction. Only the highest-placed animal per species will be sold.

2.) Breeding livestock, feeder cattle, and bucket calves will not be sold.

3.) If an animal is sold at the auction it will be for the premium only. Final marketing will be the responsibility of the 4-H/FFA member.

4.) Any added money will be distributed as designated by the donor across all exhibitors 4-H and FFA alike.

Eligibility

1.) Exhibitors must be present to sell livestock.

2.) Exhibitors must participate in Fair Set-up and Clean-up and any additional activities designated by the Fair Board or Extension Office.

3.) Exhibitors must be a member in good standing, as monitored by the Extension Office or FFA Advisor, submit a record book, and complete and send thank-you cards to Auction buyers, Individuals who added money, and Species award sponsors.

4.) 4-H members enrolled as Club Members must meet all General Requirements above, attend at least 50% of scheduled 4-H club meetings, and submit a completed record book with all required forms to the Extension Office in order to receive their premium check.

5.) 4-H members enrolled as Independents must meet all General Requirements listed above, complete 6 required face-to-face meetings with an Extension-approved mentor, and submit a completed record book with all required forms to the Extension Office in order to receive their premium check.

6.) FFA Members must meet all General Requirements listed above, submit their FFA record book to the FFA Advisor in order to receive their premium check.

DIVISION 24: 4-H BEEF

- 1.) See 4-H/FFA Livestock General Rules.
- 2.) See current Livestock Guidelines for Kansas County Fairs.
- 3.) The Beef show is a Blow and Show ONLY.
- 4.) Anything under "Class 24D - Other" is NOT eligible for Overall.

Bucket Calf

- 1.) This department is limited to 4-H members 7-9 years of age.
- 2.) Entries in this department are not eligible to be sold in the Premium Auction.
- 3.) Bucket calves must be born after January 1 of current year and tagged 30 days before the fair. Animals MUST be tagged by the Extension Agents.
- 4.) 4-H members may not show a first-year bucket calf if they have previously enrolled in and completed any other phase of the beef project in any prior year. Participation and completion of the second-year bucket calf project does not disqualify a member from the first-year bucket calf project.
- 5.) A second-year bucket calf must have been shown as a first-year bucket calf at the previous year's fair and is eligible for the premium auction.

6.) If a 9-year-old exhibitor shows a first-year bucket calf, they may enter the second-year bucket calf project with the same animal the following year, even if they exceed the age limit. After completing the second-year project, the member is no longer eligible for the bucket calf project.

7.) 4-H members who exhibit a market steer, market heifer, or breeding heifer in a given year may not enter a bucket calf, second-year bucket calf, or feeder calf during that same year; however, bucket calves may still be entered in Open Class.

Prospect Beef Heifers

Spring Born:

- 1.) Born on or after Jan 1, current year
- 2.) Blow-and-go only (no clipping)
- 3.) Bucket calves not allowed

Fall Born:

- 1.) Born Jul. 1-Dec. 31 of previous year
- 2.) Fitting allowed

Prospect Bulls and Steers

Spring Born:

- 1.) Born on or after Jan 1, current year
- 2.) Blow-and-go only (no clipping)
- 3.) Bucket calves not allowed

Fall Born:

- 1.) Born Jul. 1-Dec. 31 of previous year
- 2.) Blow-and-go; clipping allowed

Class - 24A Showmanship

- 01 - Senior Showmanship
- 02 - Intermediate Showmanship
- 03 - Junior Showmanship

Class - 24B Market

- 01 - Market Steer
- 02 - Market Heifer

Class - 24C Breeding

- 01 - Breeding Heifer
- 02 - Cow/Calf

Class - 24D Other

- 01 - Bucket Calf
- 02 - Second Year Bucket Calf
- 03 - Feeder Calf
- 04 - Prospect Bulls & Steers- Fall Born
- 05 - Prospect Bulls & Steers- Spring Born
- 06 - Prospect Heifers- Spring Born
- 07 - Prospect Heifers- Fall Born

DIVISION 25:
4-H DOG CARE & TRAINING

1.) Kiowa County Dog Project members show at the Pratt County Fair. See the Pratt County Fair Book for rules and requirements.

DIVISION 26: 4-H GOAT

- 1.) See General Livestock Regulations.
- 2.) See current Livestock Guidelines for Kansas County Fairs.
- 3.) Goats are suggested to arrive without horns. If horned, the horns must be tipped and rounded (not less than the diameter of a dime at the end). Tipping and removal of horns is not allowed on the grounds and will result in disqualification.
- 4.) Goats will be shown short-shorn and of uniform length not to exceed 3/8" from knee and hock up at time of arrival. There will be no sheering allowed on any part of the grounds. Touch up clipping with scissors, hand shears, and cordless clippers are allowed.
- 5.) Exhibitors may use a collar or a halter when showing.
- 6.) Goats must be shown with all four feet on the ground.

Class - 26A Showmanship

- 01 - Senior Showmanship
- 02 - Intermediate Showmanship
- 03 - Junior Showmanship

Class - 26B Market

- 01 - Market Goat

Class - 26C Breeding

- 01 - Breeding Doe
- 02 - Nanny/Kid

DIVISION 27: 4-H HORSE

1.) Kiowa County Horse Project members show at the Comanche County Fair. See the Comanche County Fair Book for rules and requirements.

DIVISION 28: 4-H POULTRY

- 1.) See General Livestock Requirements.
- 2.) See current Livestock Guidelines for Kansas County Fairs. They must be free from any infestations and have a negative Pullorum Typhoid Disease Test.
- 3.) The American Standard of Perfection will be the primary guide in placing awards.
- 4.) Chickens must be owned and banded 30 days before the fair.

Class - 28A

- 01 - Standard Breeds Large Fowl
- 02 - Standard Breeds Bantams
- 03 - Egg Production Pen of 3
- 04 - Dual Purpose Pen of 3
- 05 - Turkeys
- 06 - Ducks
- 07 - Geese

Class - 28B (County Only)

- 01 - Dozen Eggs; will be judged on Size, Color, Shell Texture, Uniformity, and Cleanliness



DIVISION 29: 4-H RABBIT

- 1.) See General Livestock Regulations.
- 2.) See current Livestock Guidelines for Kansas County Fairs. They must also be free of any infestations including mites and worms.
- 3.) The Standard of Perfection will be the guide in the placing awards.
- 4.) American Rabbit Breeders Association Rules and Regulations will be followed.
- 5.) Rabbits must be owned 30 days before fair.
- 6.) Each rabbit is to be legibly and permanently tattooed in its left ear for identification. The Extension Office must be notified if an animal has an existing tattoo.
- 7.) All rabbits will be divided into classes by age and judged according to their breed standard as listed in the ARBA "Standard of Perfection". Only breeds approved by ARBA may be shown, no mixed breed rabbits will be allowed.

Class - 29A Rabbit

01 - Buck

02 - Doe

03 - Meat Pen of 3

Class - 29B Fur

- 01 - Normal White
- 02 - White Satin Fur
- 03 - White Rex Fur
- 04 - White Wool
- 05 - Normal Colored Fur
- 06 - Colored Satin Fur
- 07 - Colored Rex Fur
- 08 - Colored Wool

DIVISION 30:**4-H ROUND ROBIN SHOWMANSHIP**

- 1.) You do not enter this class. Round Robin Showmanship is only for the sheep, beef, swine, and meat goat showmanship exhibitors.
- 2.) Judged on the showmanship ability of each species.
- 4.) The Grand and Reserve Champion of the showmanship class in each age division is eligible for Round Robin per species. If a member is qualified in two species the member will pick one to represent and the Top Blue from the other species will roll up to compete in Round Robin.
- 5.) 4-H'ers involved in Round Robin must show the same animal in Round Robin they showed in Showmanship classes for their species.

Class 1 - Sr**Class 2 - Int.****Class 3 - Jr.**

DIVISION 31: 4-H SHEEP

- 1.) See General Livestock Regulations.
- 2.) See current Livestock Guidelines for Kansas County Fairs.
- 3.) Sheep will be mouthed; lamb must have baby teeth at fair time. If one or more baby teeth are missing the animal will automatically be given a white ribbon but will be permitted to show and sell for a premium.
- 4.) Lambs must be slick shorn and of uniform length not to exceed .2" from knee and hock up at time of arrival. There will be no shearing of market lambs or commercial ewes allowed on any part of the grounds. Touch up clipping with scissors, hand shears, and cordless clippers are allowed.
- 5.) Animals shown as market lambs cannot be shown in breeding classes.

Class - 31A Showmanship

- 01 - Senior Showmanship
- 02 - Intermediate Showmanship
- 03 - Junior Showmanship

Class - 31B Market

- 01 - Market Lamb

Class - 31C Breeding

- 01 - Breeding Ewe
- 02 - Ewe/Lamb

DIVISION 32: 4-H SWINE

- 1.) See General Livestock Regulations.
- 2.) See current Livestock Guidelines for Kansas County Fairs.
- 3.) A negative pseudo rabies and brucellosis test are not required for Kansas origin swine at county fair levels. Requirements are different for swine bought outside of the State of Kansas, State Fair and Junior Livestock Show.
- 4.) Animals shown as market hogs cannot be shown in breeding classes.
- 5.) Sow/Litter will be judged by touring judges at the 4-H member's farm.

Class - 32A Showmanship


- 01 - Senior Showmanship
- 02 - Intermediate Showmanship
- 03 - Junior Showmanship

Class - 32B Market

- 01 - Market Swine

Class - 32C Breeding

- 01 - Breeding Gilt
- 02 - Sow and Litter



Open Class Livestock **General Rules**

- 1.)** All animals must pass a veterinarian health inspection at barn check-in, including bucket calves, rabbits, and poultry.
- 2.)** Any livestock entries should be communicated to the Fair Board a week before Fair.
- 3.)** Any animal determined by the Superintendents to be improperly fed, watered, or cared for may be removed from the fairgrounds by the Fair Board, and the exhibitor will not receive a premium.
- 4.)** No drug or supplement may be given to any animal without prior approval from the Veterinarian, County Extension Agricultural Agent, Livestock Superintendent, and Fair Board Chairman.
- 5.)** Livestock must be safe, manageable, and controllable. Animals that are wild in nature or cannot be led by the exhibitor are not eligible to show or sell at auction.
- 6.)** Dress Code: All exhibitors must wear their back tag numbers while showing. Required attire includes dark-colored jeans and a nice shirt. Open-toed shoes and tennis shoes are not permitted.

7.) All livestock, including rabbits and poultry, will be released following the premium sale.

8.) Proper conduct and sportsmanship are expected of all contestants and family members. Unsportsmanlike conduct will result in forfeiture of all placings and qualifications earned.

Facility Rules

1.) All animals must be housed in pens or stalls provided by the Fair Board and Extension Staff.

2.) Containment Rules: 7:00 AM–9:00 PM: Cattle, sheep, and goats may use the designated outside containment area including the driveway and concession area behind the barn. 9:00 PM–7:00 AM: Animals must remain in the barn.

3.) Outside Containment Area Rules: Animals must be supervised by the exhibitor or an immediate family member. Exhibitors under 13 must be accompanied by an adult. Gates must remain closed at all times. Tying outside is temporary only (stall cleaning, grooming, or show prep); otherwise, animals must be continuously supervised. Animals must stay away from rodeo grandstands. Horseplay or unsafe behavior is prohibited; consequences will be determined by Extension Agents.

4.) Night watchmen will be provided by 4-H members and parents. Only immediate 4-H family members may stay overnight in the barn. The night watchman has authority to enforce rules, including calling parents for pickup. Decisions are final.

Exhibitor Responsibilities

1.) Exhibitors are responsible for keeping their stalls and surrounding areas clean.

2.) Exhibitors are responsible for all grooming, fitting, and care of their animals. Adults may supervise and instruct, but all work must be performed by exhibitors, except for assistance from immediate family members on an as-needed basis.

Eligibility

1.) All livestock must be weighed at check-in, except horses, poultry, fowl, rabbits, and hand pets.

2.) Participants must be 12 years old or under to enter the bucket calf. You will be judged by consultation. You may be asked to show the animal to the judge in the show ring.

5.) Those entering the market steer class or the breeding beef class may not enter the bucket calf class.

5.) Exhibitors who exhibit a market or breeding beef in a given year may not enter a bucket calf.

Show & Class Rules

- 1.) Exhibitors must be on site by the start of their assigned show.
- 2.) No 4-H/FFA member may show livestock for an exhibitor who has two animals in the same class.
- 3.) All Open Class livestock exhibitors may participate in Open Class showmanship as long as they enter in Showmanship.
- 4.) Each showmanship class will award a Grand Champion, Reserve Champion, and Top Blue.
- 5.) For each species, class winners will return to the ring to select an Overall Grand Champion. The next exhibitor from the Grand Champion's class will advance with the remaining winners for Reserve Champion selection.

DIVISION 1: **OPEN CLASS LIVESTOCK**

- 1.) Open Class Livestock will be split into classes based on exhibits entered. This includes poultry and rabbits.
- 2.) We will follow Open Class General Livestock Rules.

DIVISION 28: OPEN CLASS
FUN CLASS

- 1.) No pre-registration required.
- 2.) Any animal may be shown, Open Class or 4-H.
- 3.) Classes will consist of: bucket calf, sheep, swine, and goat.
- 4.) Fun Class shows will immediately follow 4-H and Open Class shows for that species.

Class 1- Fun Class

Division 1: Open Class
Ag Mechanics & Welding

- 1.) One exhibit per subclass. Must be built or repaired this year.
- 2.) Exhibits must be free-standing or self-supported, no staking. Secure all items to prevent tipping or movement.
- 3.) Wheeled/Trailers: Must have brakes and chocks (one pair per side). Trailers require a locked tongue with key provided to staff. Large exhibits (over 5 ft.) contact the Extension office.
- 4.) Secure moving parts, cover sharp edges, and prohibit weaponry. Violations may reduce placing or result in disqualification.
- 5.) Drain fuel systems; electric exhibits must have a shutoff. No sealed vessels—must be vented and clean.

6.) Use PPE. No painting at the fairgrounds; wet paint reduces placing. Repairs do not require repainting if finish is adequate.

7.) Display Cases: Allowed if easily opened for judging.

8.) Submit a completed Ag Mechanics Welding Exhibit Information Form from the Extension Office or Check-in table in a 10" x 13" envelope (not attached), including materials list, photos, and plans/instructions if applicable.

Class 1 - Jr. (1-3 yrs of experience)

- 01 - Welding Ag Repair
- 02 - Welding Ag Fabrication
- 03 - Welding General Repair
- 04 - Welding General Fabrication
- 05 - Welding Artistic Fabrication
- 06 - Other Metalwork
- 07 - Smithing. A design forged with at least two different formed elements (twists or spirals for example.)

Class 2 - Int. (4-6 yrs of experience)

- 01 - Welding Ag Repair
- 02 - Welding Ag Fabrication
- 03 - Welding General Repair
- 04 - Welding General Fabrication
- 05 - Welding Artistic Fabrication
- 06 - Other Metalwork
- 07 - Smithing. A design forged with at least two different formed elements (twists or spirals for example.)

Class 3 - Sr. (7+ yrs of experience)

- 01 - Welding Ag Repair
- 02 - Welding Ag Fabrication
- 03 - Welding General Repair
- 04 - Welding General Fabrication
- 05 - Welding Artistic Fabrication
- 06 - Other Metalwork
- 07 - Smithing. A design forged with at least three different formed elements (twists, spirals, and bulbs for example.)

DIVISION 2: OPEN CLASS ARTS**Class #**

- 01 - Watercolor
- 02 - Pastel
- 03 - Acrylics
- 04 - Oil Painting
- 05 - Portrait-Painted
- 06 - Still Life-Painted
- 07 - Mixed Media
- 08 - Pencil Drawing
- 09 - Crayon
- 10 - Colored Pencil
- 11 - Charcoal
- 12 - Ink and ScratchBoard
- 13 - Graphic Design
- 14 - Ceramics- Throw
- 15 - Pottery- Slab or Hand Molded
- 16 - Other

DIVISION 3: OPEN CLASS CLOTHING

1.) Garments or articles may be used or worn before exhibited but must be cleaned or laundered before exhibiting.

2.) When an entry is normally worn or displayed as a pair the pair must be shown together and will be considered as one entry.

Class #

- 01 - Tailored Suit or Coat
- 02 - Apron
- 03 - Baby Garment
- 04 - Child's Garment
- 05 - Best Dress
- 06 - Men's/Boy's Shirt
- 07 - Pant Suit
- 08 - Slacks (Women's)
- 09 - Women's Shorts
- 10 - Blouse
- 11 - Sports Outfit
- 12 - Nightwear
- 13 - Tote/Bag/Purse
- 14 - Men, Boys Slacks
- 15 - Men, Boys Sports Coat
- 16 - Jumpsuit – Men/Women
- 17 - Lingerie
- 18 - Swimwear
- 19 - Other

- 20 - Designer Sweatshirt
- 21 - T-Shirts
- 22 - Vests
- 23 - Skirt
- 24 - Dress
- 25 - Jumper
- 26 - Suit

DIVISION 4: OPEN CLASS CRAFTS

Class #

- 01 - Leather Craft
- 02 - Woodcarving
- 03 - Sculpture
- 04 - Jewelry
- 05 - Metal Works
- 06 - Decorative Art (on any wood object)
- 07 - Paper Sculpture
- 08 - Ceramics-Molded
- 09 - Collections
- 10 - Collage
- 11 - Display
- 12 - Melted Bead
- 13 - Scrapbook
- 14 - Trash to Trends
- 15 - LEGO
- 16 - Other

DIVISION 5: OPEN CLASS **CUT FLOWERS**

- 1.) Flowers must be exhibited in bottles provided by the Fair Board, which will be available upon entry.
- 2.) Flowers will be judged by excellence, uniformity of color of a single blossom, freshness of blossom, stems and foliage (3 leaves will be acceptable) except for the largest sunflower.
- 3.) Exhibit one (1) blossom unless specified otherwise.
- 4.) Display containers will be provided.

Class 1- Annuals

- 01- Aster
- 02- Bachelor Button
- 03- Celosia
- 04- Cosmos
- 05- Marigolds
- 06- Nasturtium
- 07-Pansy
- 08- Petunia- Single
- 09- Petunia- Double
- 10- Salvia-1 Stem
- 11- Zinnia
- 12- Snapdragon
- 13- Verbena- 1 Stem
- 14- Herbs

- 15- Sunflower
- 16- Sunflower- Largest
- 17- Vinca
- 18- Other
- 19- Balsam
- 20- Dianthus
- 21- Impatiens

Class 2- Perennials

- 01- Hibiscus
- 02- Carnation
- 03- Chrysanthemum
- 04- Daisy
- 05- Lily- 1 Stalk
- 06- Phlox- 1 Salk
- 07- Other
- 08- Rudbeckia

Class 3- Flowering Bulbs, Tubers, & Corms

- 01- Canna, 1 Stalk
- 02- Dahlia
- 03- Daylily, 1 Stalk
- 04- Gladioli, 1 Stalk
- 05- Tuberous Begonia
- 06- Other
- 07- Coneflower

Class 4- Roses


- 01- Hybrid Tea Rose
- 02- Floribunda, 1 Stem
- 03- Grandiflora, 1 Stem
- 04- Polyanta, 1 Stem
- 05- Shrub Roses
- 06- Miniature Roses
- 07- Climbing Roses

Class 5- Houseplants

- 01- Flowering House Plant
- 02- Foliage
- 03- Cactus & Succulent

Class 6- Flower Arrangements

- 01- Dried
- 02- Fresh
- 03- WildFlowers



DIVISION 6: OPEN CLASS DISPLAYS

- 1.) Displays can be a notebook, tri-fold, poster, or shadow box.
- 2.) Displays can be about any item(s) or experience.

Class 1 - Item(s)

- 01 - Notebook
- 02 - Tri-Fold
- 03 - Poster
- 04 - Shadow Box

Class 2 - Experience

- 01 - Notebook
- 02 - Tri-Fold
- 03 - Poster
- 04 - Shadow Box

DIVISION 6: OPEN CLASS FOODS

- 1.) Place exhibits on a 6" heavy white paper plate or a cardboard appropriate to the size of the product.
- 2.) The entire project MUST BE PLACED IN A CLEAR PLASTIC BAG OR A CLEAR PLASTIC CONTAINER.
- 3.) Exhibits must include a recipe.
- 4.) No cream cheese icing or fresh fruits will be allowed.

5.) Exhibit only non-perishable foods. For food safety purposes, any food with custard and cream cheese type fillings and frostings, flavored oil, "canned" bread, bread or cakes in a jar, or food requiring refrigeration will not be judged.

Class 1 - Breads

- 01 – White
- 02 – Whole Grain
- 03 – Holiday Breads
- 04 – Yeast Rolls (3)
- 05 – Sweet Rolls ((3)
- 06 – Raised Doughnuts (3)
- 07 – Other
- 08 – Item made from bread machine

Class 2 - Quick Breads

- 01 – Loaf Quick Bread
- 02 – Biscuits (3)
- 03 – Muffins (3)
- 04 – Coffee Cake
- 05 – Cake Doughnuts (3)
- 06 – Other

Class 3 - Cakes

- 01 – Angel
- 02 – Chiffon
- 03 – Pound
- 04 – Sponge
- 05 – Cupcakes

**Class 4 - Cakes made with shortening
(frosted)**

- 01 – Burnt Sugar
- 02 – Chocolate
- 03 – White
- 04 – Yellow
- 05 – Cupcakes (3)
- 06 – Other

Class 5 - Decorated Cakes

- 01 – Decorated Cake (cake base may be on Styrofoam)

Class 6 - Cookies

- 01 – Bar Cookie (3)
- 02 – Pressed or Molded Cookie (3)
- 03 – Rolled Cookie (3)
- 04 – Drop Cookie (3)
- 05 – Ice Box Cookie (3)
- 06 – Party Cookie (3)
- 07 – Snack Mix
- 08 – No Bake Cookie (3)

Class 7 - Candy

- 01 – Caramels (3)
- 02 – Fudge (3)
- 03 – Peanut Brittle
- 04 – Divinity (3)
- 05 – Microwave
- 06 – Other (3)

Class 8 - Pies

- 01 – Two Crust Pie

Division 7: Food Preservation

- 1.) Use regulation canning jars: pints or quarts. No commercial jars.
- 2.) No open kettle canning will be accepted.
- 3.) Jams, jellies and pickles may be opened by the judge.
- 4.) Label with canning method.

Class 1 - Canned Fruit

- 01 – Apples
- 02 – Apricots
- 03 – Red Sour Cherries, pitted
- 04 – Sweet Cherries
- 05 – Peaches
- 06 – Pears
- 07 – Other Fruit
- 08 – Collection (not less than 6 kinds)

Class 2 - Canned Vegetables

- 01 – Corn, whole kernel
- 02 – Beets
- 03 – Carrots
- 04 – Green Beans
- 05 – Wax Beans
- 06 – Tomatoes
- 07 – Tomato Products
- 08 – Mixed Vegetables
- 09 – Other Vegetables
- 10 – Collection (not less than 6 kinds)

Class 3 - Canned Meats

- 01 – Chicken
- 02 – Pork
- 03 – Beef
- 04 – Other Meat

Class 4 - Jellies

- 01 – Apple
- 02 – Grape
- 03 – Currant
- 04 – Plum
- 05 – Other Jelly

Class 5 - Preserves

- 01 – Cherry
- 02 – Peach
- 03 – Strawberry
- 04 – Tomato
- 05 – Apricot
- 06 – Orange Marmalade
- 07 – Other Preserves

Class 6 - Jams & Butters

- 01 – Apple
- 02 – Peach
- 03 – Apricot
- 04 – Grape
- 05 – Pear
- 06 – Plum
- 07 – Other Jams & Butters

Class 7 - Pickles

- 01 – Bread & Butter
- 02 – Dill Cucumber
- 03 – Sweet Cucumber
- 04 – Relish
- 05 – Beet
- 06 – Peach
- 07 – Other Pickles

Class 8 - Dried Foods

- 01 – Fruit
- 02 – Vegetable
- 03 – Jerky
- 04 – Fruit Leather

DIVISION 8: OPEN CLASS
GARDEN & CROPS PRODUCE

Quality and condition of the exhibit will be considered. Choose vegetables for an exhibit that will hold up well during the fair. Avoid overly ripened or mature specimens. Those that are slightly under-ripe or slightly immature when picked may last longer.

Class 1 - Crops

- 01 – Exhibit 10 stalks of forage sorghum
- 02 – Exhibit 10 heads of grain sorghum
- 03 – One gallon wheat (include name of wheat on entry form)
- 04 – Ears of Corn
- 05 – 1 flake or slice alfalfa
- 06 – Weed identification (must contain 15 weeds, three of which must be noxious weeds from our country. They must be displayed in a 9"x12" scrapbook. Weeds must show scientific name and common name and other requested information such as where it is found. To qualify for the State Fair, entry must have a 300-word essay on how to control weeds on the farm or at your home.
- 07 – Native Grasses (Must have 15 to 20 cool and/or warm season grasses. They must be displayed in a 9"x12" scrapbook. Plant must show specific name and common name and other requested information such as where it is found.

**Class 2 - Garden Vegetables – Large (Exhibit
1 each)**

- 01 – Cabbage
- 02 – Cantaloupe
- 03 – Honey Dew Melon
- 04 – Watermelon
- 05 – Eggplant
- 06 – Pumpkin
- 07 – Yellow Summer Squash
- 08 – Other Summer Squash
Variety (zucchini, scallops)
- 09 – Large Winter Squash
(hubbard, cushaw, banana)
- 10 – Small Winter Squash (acorn,
butternut)
- 11 – Other Large Vegetables

**Class 3 - Vegetables – Medium
Vegetables (Exhibit 5 ea.)**

- 01 – Tomatoes
- 02 – Cherry Tomatoes
- 03 – Red Potatoes
- 04 – White Potatoes
- 05 – Russet Potatoes
- 06 – Sweet Potatoes
- 07 – Onions, Any White Variety
- 08 – Onions, Any Red Variety
- 09 – Onions, Any Yellow Variety
- 10 – Table Beets
- 11 – Carrots
- 12 – Peppers, Mango
- 13 – Peppers, Hot

- 14 – Turnips
- 15 – Sweet Corn (cut 1 inch square window in husks)
- 16 – Parsnips
- 17 – Cucumbers, slicers
- 18 – Cucumbers, picklers
- 19 – Okra
- 20 – Rhubarb
- 21 – Other Medium Vegetables

Class 4 - Vegetable – Small
Vegetables (Exhibit 12 ea.)

- 01 – Beans, Green Snap
- 02 – Beans, Yellow Wax
- 03 – Peas
- 04 – Radishes
- 05 – Other Small Vegetables
- 06 – Garden Display: Exhibit consists of 5 different fresh vegetables. Canned vegetables are not accepted. Only 1 variety of a specific vegetable may be exhibited. Each exhibit in this class will be limited to 4 square feet of space. The numbers of the 5 vegetables to be exhibited are the same as the number exhibited in each department (large (1), medium (5), small (12)). Shelled vegetables are not exhibited.
- 07 – Fresh Culinary Herbs (example: parsley, basil, dill, etc.)

Class 5 - Fruit

- 01 – Small Fruit
- 02 – Large Fruit
- 03 – Other

DIVISION 9: OPEN CLASS
KNITTING & CROCHETING**Class #**

- 01 – Knitted Article – Miscellaneous
- 02 – Crocheted Article – Miscellaneous
- 03 – Afghan – Crochet
- 04 – Afghan – Crocheted Baby
- 05 – Afghan – Knitted
- 06 – Afghan – Knitted (Senior Citizen)
- 07 – Afghan – Crocheted (Senior Citizen)
- 08 – Rug – Hooked, Crocheted,
Miscellaneous
- 09 – Collars – Knitted
- 10 – Collars – Crocheted
- 11 – Potholders – Crocheted
- 12 – Doilies - Crocheted
- 13 – Miscellaneous
- 14 – Over 65
- 15 – Tablecloth

DIVISION 10: OPEN CLASS MARKET **WHEAT SHOW**

The Market Wheat Show takes place after harvest. Exhibitors submit their samples at local coops when they go across the scale. Wheat is scored and displayed at Fair.

Class #

- 01 – All Hard White Varieties
- 02 – All HRW Blends: If it's a blend (a mixture of more than one variety) it belongs in this class.
- 03 – All Other Private HRW Varieties or Hybrids
- 04 – All Westbred/Monsanto/HRW Varieties
- 05 – KSU HRW Varieties
- 06 – Other Public HRW Varieties

DIVISION 11: OPEN CLASS **NEEDLECRAFT**

Class #

- 01 – Christmas Ornament
- 02 – Beads
- 03 – Macramé
- 04 – Decorated Basket
- 05 – Pillows – miscellaneous
- 06 – Dolls or Animals – fabric, stuffed

- 07 – Novelty Crafts
- 08 – Stenciling
- 09 – Decorative Fabric Items
- 10 – Padded Art (covered albums, photo frames)
- 11 – Textile Painting
- 12 – Plastic Canvas
- 13 – Decorated Sweatshirt & T-shirts
- 14 – Candle wicking
- 15 – Tea Towel – appliqué (pair)
- 16 – Tea Towel – embroidery (pair)
- 17 – Pillowcases – appliqué (pair)
- 18 – Pillowcases – embroidery (pair)
- 19 – Tablecloth
- 20 – Embroidery
- 21 – Embroidery – Crewel
- 22 – Embroidery - Machine
- 23– Counted Cross Stitch (less than 5"x7")
- 24 – Counted Cross Stitch (5"x7")
- 25 – Counted Cross Stitch (10"x12")
- 26 – Counted Cross Stitch (larger than 10"x12")
- 27 – Counted Cross Stitch (holiday)
- 28 – Needlepoint
- 29 – Tatting
- 30 – Latch Hook
- 31 – Weaving (yarn, cloth, fiber)
- 32 – Weaving (off loom)
- 33 – Children (12 & under)
- 34 – Senior Citizen (over 65)
- 35 – Miscellaneous

DIVISION 12: OPEN CLASS PET SHOW

- 1.) The Open Class Pet show will take place at the Senior Center on Monday July 20th at 11:00 AM.
- 2.) Every participant will get a free slushie from the 4-H Council Concession Stand paid by the Fair Board.

DIVISION 13: OPEN CLASS PHOTOGRAPHY

- 1.) Black & white and color photographs may be exhibited.
- 2.) Each exhibitor is limited to two entries per class.
- 3.) Photos must be from the current year.
- 4.) All photos must be no larger than 8"x10" and no smaller than 4"x6" after trimming except classes 1 and 2.
- 5.) Photos are to be mounted across the narrow (11") dimension of an 11"x 12 ½" sheet of white or cream studio mount matte board, available through the Extension Office. Photos mounted on foam core boards will not be displayed.

- 6.)** Photos must be mounted with the top edge of the print 1" below the top of the mount. The sides of the print must be equal distance from the two sides of the mount. See pages 48 & 49 for a photography mounting diagram.
- 7.)** A permanent mount must be made by using photographic adhesive. Remove white border from the enlargement before mounting.
- 8.)** No lettering is permitted on the front of the mount or on the photo, only on the form provided. No underlay or borders are to be used. No contact prints on the front of the mount.
- 9.)** The exhibitor entry form must be completed and stapled to the end of a 3"x5" card. The card is to be folded in half and hung over the top of the mounting board with the exhibitor's entry form on the front side. The other half of the card should be taped to the back of the mounting board.
- 10.)** The exhibitor's name and address should be written on the back of the mount.
- 11.)** All black and white prints will be judged together. All color prints will be judged together in each class.

12.) Digital photos can be printed and mounted and may be used in regular classes. If a photo is computer enhanced, the original photo must be included with an entry and not need to be enlarged or mounted.

Class 1 - Photos Matted (Limit two entries)

Subclass:

- 01 – Black and White
- 02 – Portrait, figure
- 03 – Landscape, seascape
- 04 – Structure (barn, house, etc.)
- 05 – Animals
- 06 – Still Life
- 07 – Floral
- 08 – Abstract
- 09 – Kansas Landscape
- 10 – Small Photo Album (15 to 20 photos)
- 11 – Digital Photo
- 12 – Computer Enhanced Photo
- 13 – Miscellaneous
- 14- School Projects

Class 2 - Photos Framed (Limit two entries)**Subclass:**

- 01 – Black and White
- 02 – Portrait, figure
- 03 – Landscape, seascape
- 04 – Structure (barn, house, etc.)
- 05 – Animals
- 06 – Still Life
- 07 – Floral
- 08 – Abstract
- 09 – Kansas Landscape
- 10 – Small Photo Album (15 to 20 photos)
- 11 – Digital Photo
- 12 – Computer Enhanced Photo
- 13 – Miscellaneous
- 14 - School Project

DIVISION 14: OPEN CLASS QUILTING

Twin Bed Size & Larger

Class #

- 01 - Appliquéd, hand quilted
- 02 - Appliquéd, machine quilted
- 03 - Pieced, hand quilted
- 04 - Pieced, machine quilted
- 05 - Embroidered, hand quilted
- 06 - Embroidered, machine quilted
- 07 - Sampler
- 08 - Whole cloth quilts
- 09 - All other Child or Baby Quilts
- 10 - Appliquéd
- 11 - Pieced
- 12 - Embroidered
- 13 - Whole Cloth
- 14 - Strip Quilted
- 15 - All other

DIVISION 15: OPEN CLASS WALL HANGING OR PILLOW


Class #

- 01- Appliquéd
- 02 - Pieced
- 03 - Whole Cloth
- 04 - All other
- 05 - Quilt made by person over 65
- 06 - Pieced by Exhibitor, quilted by other
- 07 - Tied Quilt

DIVISION 16: OPEN CLASS
WOODWORKING

Class #

- 01 – Small item for home
- 02 – Large item for home
- 03 – Lawn Furniture
- 04 – Farm Item
- 05 – Repaired
- 06 – Other
- 07 – Toys
- 08 – Item made from kit



General Rules for Contests

- 1.) Judging will begin July 20th for all indoor contests with the exception of the Cinnamon Rolls on July 22nd at the scheduled time.
- 2.) All food contest entries must be placed in a clear plastic bag or clear plastic container
- 3.) All food contest entries must include a recipe on the outside of the item except decorated cake.
- 4.) All 1st place food entries will be sold at the Premium Auction and all proceeds will go to the Kiowa County Fair Board.
- 5.) Unless otherwise specified, ribbons and prize money will be awarded to the top three placings as outlined below:
 - 1st Place Grand Champion - \$50.00
 - 2nd Place Reserve Champion - \$25.00
 - 3rd Place Blue - \$15.00

Coloring Contest: Each exhibitor in each age division will receive \$10.00

Super Cow/Calf Contest:

- Grand Champion Pair - \$100.00
- Reserve Champion Pair - \$75.00
- Third Place Overall - \$50.00

DIVISION 17: OPEN CLASS
CHOCOLATE CAKE CONTEST

- 1.) 2 layers or Bundt chocolate frosted cake.
- 2.) Frosting must be a shortening type.
- 3.) No cream cheese icing or fresh fruit will be allowed.
- 4.) Cake should be placed on a heavy paper plate or cardboard.
- 5.) The winning recipe cannot be entered in the following year.

Class 1 - Chocolate Cake Contest

DIVISION 18: OPEN CLASS
CINNAMON ROLL CONTEST

- 1.) One dozen cinnamon rolls.
- 2.) No cream cheese icing or fresh fruits will be allowed.
- 3.) Cinnamon Rolls should be placed on a heavy paper plate or cardboard.

Class 1 - Cinnamon Roll



DIVISION 19: OPEN CLASS
COLORING CONTEST

- 1.) The contest is for youth ages 1 to 10 years of age.
- 2.) Enter class by age.

Class #

- 01 - 1 to 4 years of age
- 02 - 5 to 6 years of age
- 03 - 7 to 8 years of age
- 04 - 9 to 10 years of age

DIVISION 20: OPEN CLASS
DECORATED CAKE CONTEST

- 1.) All work must be done by the exhibitor.
- 2.) Decorated cakes will be judged on appearance only including overall design, skill and precision, choice and use of colors, difficulty of technique, neatness and originality.
- 3.) No cream cheese icing or fresh fruits will be allowed.

Class 1 - Decorated Cake

DIVISION 21: OPEN CLASS
PHOTO CONTEST

- 1.) The photograph is to be within the theme of “**Spirit of America - 250th Birthday**”
- 2.) See Open Class Photography for general guidelines.

Class 1 - Photo Contest

DIVISION 22: OPEN CLASS
PIE CONTEST

- 1.) Pie must be baked in an 8” or 9” aluminum pie pan and must have two crusts.

Class 1 - Pie Contest

DIVISION 23: Open Class
Quilt Block Contest

The squares can be picked up at the Kiowa County Extension Office. Rules regarding the contest are attached to the quilt squares.

Class 1 - Quilt Block Contest

DIVISION 24: OPEN CLASS
SUNFLOWER CONTEST

- 1.) All Sunflowers must be grown in Kiowa County, Kansas or an adjacent county (bordering or cornering Kiowa County).
- 2.) County, Township, Range, and Section must be noted on a 3" x 5" note card accompanying the entry along with the contestant's name.

Class 1 - Biggest Diameter (Head Only)

DIVISION 25: OPEN CLASS
YEAST BREAD CONTEST

- 1.) Yeast Bread should be placed on a heavy paper plate or cardboard.

Class #

- 01 - White
- 02 - Whole Grain
- 03 - Holiday Breads
- 04 - Yeast Rolls (3)
- 05 - Sweet Rolls (3)
- 06 - Raised Doughnuts (3)

DIVISION 26: SUPER COW/CALF **CONTEST**

- 1.) Open to any Kiowa or surrounding counties commercial beef producer.
- 2.) Registered animals are not eligible for this show.
- 3.) All animals must exhibit natural pasture conditions. Absolutely, NO fitting will be allowed.
- 4.) The "Guidelines for Kansas County Fairs" outlined on page 8 apply to this contest.
- 5.) One cow/calf pair entry per contestant.
- 6.) An entry will consist of one cow and her natural calf. No ET's will be allowed.
- 7.) The age of the cow and the birth date of the calf must be known.
- 8.) All cows and calves will be weighed upon arrival to the Kiowa County Fair.
- 9.) Animals will be released following the show at the exhibitor's discretion.
- 10.) Animals will be judged on type, structure, muscling, natural fleshing, and soundness of udder, eyes, feet and legs. The calf at side will be evaluated on the same criteria.
- 11.) Cow weight and calf projected 205 day adjusted weight will be given to the evaluators at the time of judging.
- 12.) If entries are sufficient, the classes will also be divided on the age of the dam.

Class 1 - Super Cow/Calf Contest

2026 Kiowa County Fair Sponsors
Sponsorship funds help to
support the Kiowa County Fair
Board in providing the
activities and events of the
Kiowa County Fair.

Banner: \$250 or more

Big D Land & Cattle
Alliance Ag & Grain LLC
TD Automotive Detailing
Haviland State Bank
Quarter Circle A, LLC
Wilmore Oil Company
SJM Bank of Kansas of Greensburg
Homestead Insurance Agency
Haviland Broadband
Derstein Masonry
Tyree Ag
Peoples Insurance

Gold: \$100 - \$249

Harold & Mary Louise Tucker
Nina Liggett
Dennis & Jean McKinney
Circle (S) Farms
Damon & Chelsea Brown
Greensburg Farm Supply
Norval & Beverly Ralstin
Happy Camper Cabins & RV
Kiowa County Health Department
Kuhn Ranch

Silver: \$50 - \$99

Ron & Roberta Seiler
Ron & Susan Clayton
Pioneer Home Services

Bronze: \$5-\$49

Paul & Linda Kendall
Bonnie Jean Jones
Peter & Chris Blanton
Rachel & Samantha Moorman
Brent & Sandi Adams

Buckle & Trophy Sponsors:

Caden Patterson
Shirley Unruh
Wes & Jackie Carlton
Kimberly Gamble
Rachel & Samantha Moorman
Dee & Donna McDonald
Kathy Senst
Chris & Liz Ballard
Slade Farms LLC
Upland Inn Hunts
Crossroads Veterinary Services LLC
Velda & Mark Schwarm
Karl Ballard Memorial
Mel & Jo Ann Jantz
Kiowa County Museum & Soda Fountain
City of Mullinville

Carnival Sponsorships:

Randy Rinker
Dale & Monica Hayse
Kiowa County Kids Count % KCHD
Brent & Sandi Adams

**Thank you to the 2025 Premium
Auction buyers and to everyone
who contributed add-on to
support our 4-H members!**

2025 Premium Sponsors

Haviland State Bank
Medicine River Rodeo
Pratt Livestock
Scoular
Kiowa County Farm Bureau
Gamble Farms LLC
Nutrien Ag Solutions
Invenergy
Peoples Bank
SJN Bank of Kansas
Morning Star Farms
Gumpenberger Construction
David & Kathy White
Tyree Ag
Farm Bureau Financial Services Agent Katie
Tonn
Dennis McKinney
McFadden Cattle
Peoples Insurance
Slade Farms LLC



2026

Saturday, July 18th:

8:00 am- 12:00pm: Fair Set Up

5:00pm - 9:00pm: Carnival & Food

Vendors

Monday, July 20th:

8:00am - 9:00am: Livestock Check-In

8:00am - 1:00pm: Fair Concessions Open

10:00am - 12:00pm: Building Exhibit Check-In

11:00am: 4-H & Open Class Pet Show - The Senior Center

1:00pm - 5:00pm: 4-H Consultation & Building Judging

5:00pm - 9:00pm: Buildings Open to Public

5:30pm - 6:30pm: Meal by Alliance Ag & Grain

6:30pm - 7:30pm: Touch-A-Truck by 4-H Council

7:00pm: Pedal Pull by Kiowa County Farm Bureau

9:00pm: All Buildings Close

Tuesday, July 21st:

8:00am - 9:00pm: All Buildings Open to Public
8:00am - 3:00pm: Fair Concessions Open
8:00am - 9:00am: Swine Show
10:00am - 10:30am: Sheep & Goat Show
1:00pm - 3:00pm: Community Volleyball
Tournament - Iroquois Center
3:30pm - 4:30pm: Water Kickball by 4-H Council
5:30pm - 6:30pm: Meal by Centera Bank,
The Peoples Bank, SJN Bank of Kansas,
and The Banks of Mullinville & Haviland
Branched from Protection
7:00pm: Beef Show
9:00pm: All Buildings Close

Wednesday, July 22nd:

8:00am - 9:00pm: All Buildings Open to Public
8:00am - 12:00pm: Fair Concessions Open
8:00am - 10:00am: Round Robin
10:00am - 11:00am: Cinnamon Roll Contest
10:30am - 12:00pm: Kiowa County 4-H Club
Tour
1:30pm - 2:30pm: Barnyard Olympics by 4-
H Council - Show Arena
3:00pm - 5:00pm: Clean-Up Livestock Barn
& Building

Wednesday, July 22nd (Continued)

4:00pm - 5:00pm: All Building Exhibits
Released

5:30pm - 6:30pm: Meal by Kiowa County
Farm Bureau - Agent Katie Tonn

6:00pm - 7:00pm: Watermelon Feed by
Kiowa County Farm Bureau

7:00pm: Building Closed to the Public

7:00pm: Kiowa County Fair Premium
Auction

*After Premium Auction will be Fair Clean-
Up

- **Fair Activities & Schedule are subject to change.**



*Thank you for coming to the
Kiowa County Fair!!*